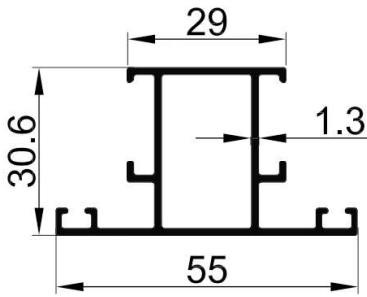
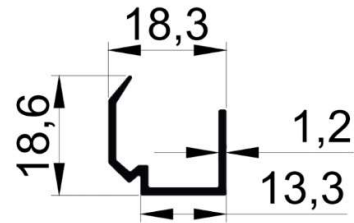


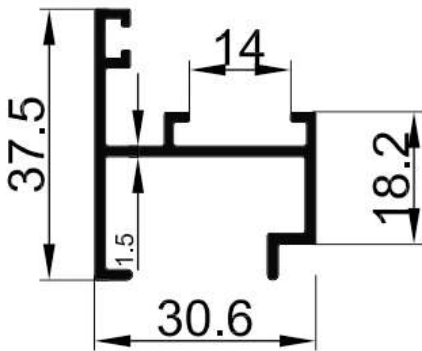
CASEMENT SERIES -30MM



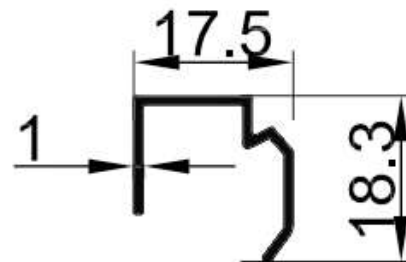
SL.NO.	SECTION NO.	WEIGHT(KG/M)
1	2743	0.604



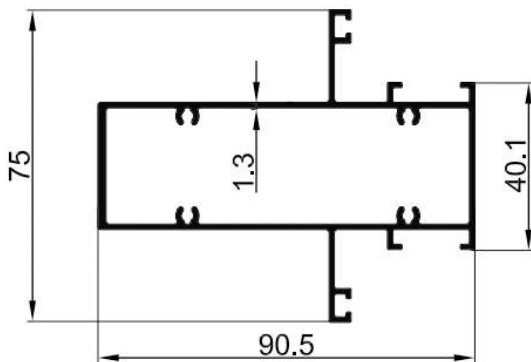
SL.NO.	SECTION NO.	WEIGHT(KG/M)
1	2745	0.155



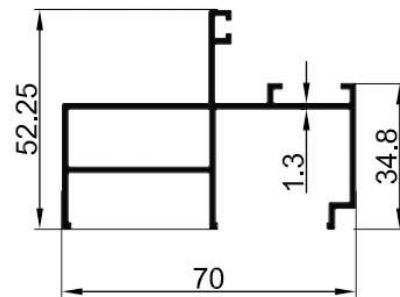
SL.NO.	SECTION NO.	WEIGHT(KG/M)
1	2740	0.451



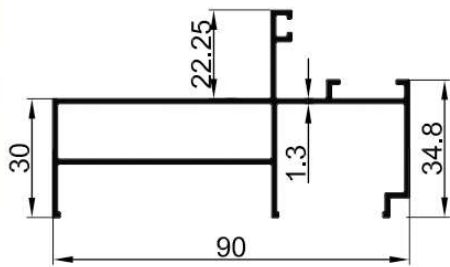
SL.NO.	SECTION NO.	WEIGHT(KG/M)
1	2744	0.128



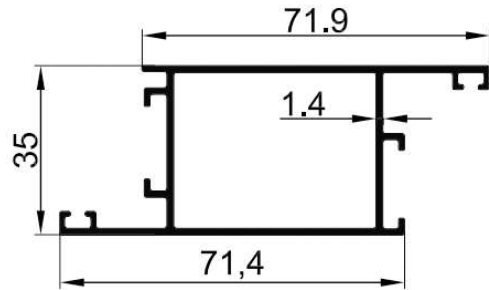
SL.NO.	SECTION NO.	WEIGHT(KG/M)
1	2746	1.335



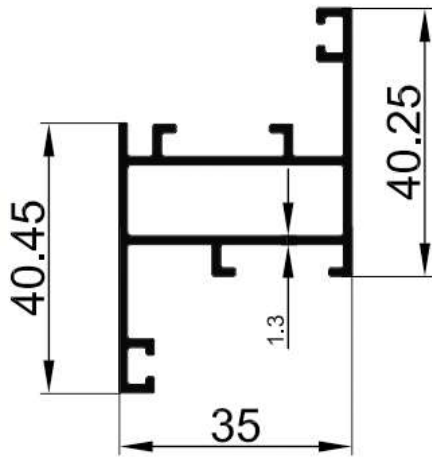
SL.NO.	SECTION NO.	WEIGHT(KG/M)
1	2748	0.853



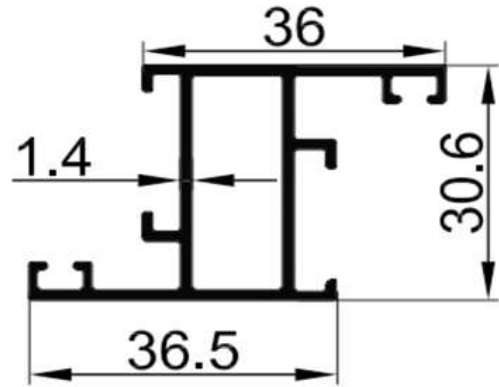
SL.NO.	SECTION NO.	WEIGHT(KG/M)
1	2750	0.993



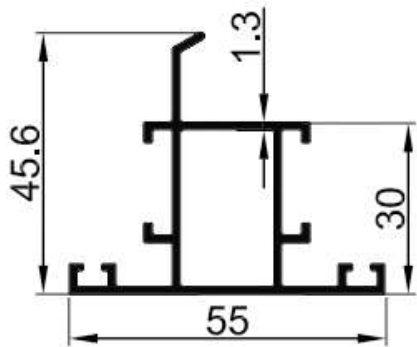
SL.NO.	SECTION NO.	WEIGHT(KG/M)
1	2752	0.911



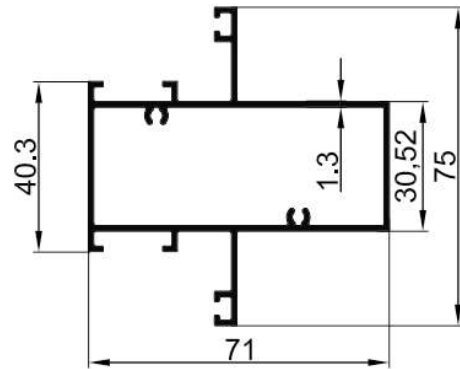
SL.NO.	SECTION NO.	WEIGHT(KG/M)
1	2742	0.663



SL.NO.	SECTION NO.	WEIGHT(KG/M)
1	2741	0.592



SL.NO.	SECTION NO.	WEIGHT(KG/M)
1	2754	0.993



SL.NO.	SECTION NO.	WEIGHT(KG/M)
1	2756	1.083